

VOLVO PENTA

AQUAMATIC 130/250



The Aquamatic 130/250 is a further development of the world-renowned Volvo Penta inboard/outboard power unit consisting of a four-cylinder, four-stroke engine with an outboard drive and is by far the most modern I/O unit on the market. The engine with its drive and equipment is completely built for salt water operation under extremely hard marine running conditions and this guarantees the highest running reliability and durability.

The quiet vibration-free engine with hyper-effective intake silencer, through its high marine output and particularly low fuel consumption is specially suitable for single installation in fast boats. Its compact dimensions when installed are specially favourable in the case of twin installation in heavier fast boats. Scientific calculations and practical tests have enabled the ratio of the drive to be adapted in order to utilize engine torque to its maximum. This ensures maximum tractive effort even in the economical moderate engine speed range.

Dependable at sea

■ The engine and outboard drive are fitted together through one single hole in the transom through the medium of a mounting collar in which the rear engine rubber mounting, the power transmission, exhaust and cooling channels, steering, lift and control cables are built in.

■ The sturdy dimensions of the mounting collar and its large contact areas with fully protected rubber seals against the transom mean that the engine and the outboard drive form a dependable and outstandingly seaworthy unit with the boat — even in the case of extreme stresses.

■ The location of the exhaust connection at a satisfactory level above the waterline of the boat and effective protection at all joints provides full security against water forcing its way in.

Reliable running

■ Particularly extensive test operations of the engine and the outboard drive in one of the most modern engine laboratories in the world and on marine test circuits guarantee unexcelled lifetime and running reliability.

■ The engine is dimensioned for the utilization of full output and has stellite-flashed exhaust valves and hardened intake valves of the self-rotating type which seal against replaceable seats.

■ The electrical system includes an alternator with a particularly high charging capacity and is completely protected from corrosion even down to the electric cable flat pin connectors.

Convenient for servicing



■ The Aquamatic 130/250 is a modern engine, easy to use and requires no complicated maintenance.

■ Service inspection free of charge after 20 hours running and also an extensive factory guarantee provide full servicing security.

■ Volvo Penta has built up a well-developed service organization all over the world with workshops carrying good stocks of spares and also with specially-trained personnel at your disposal. You always have Volvo Penta service within easy reach no matter where you are.

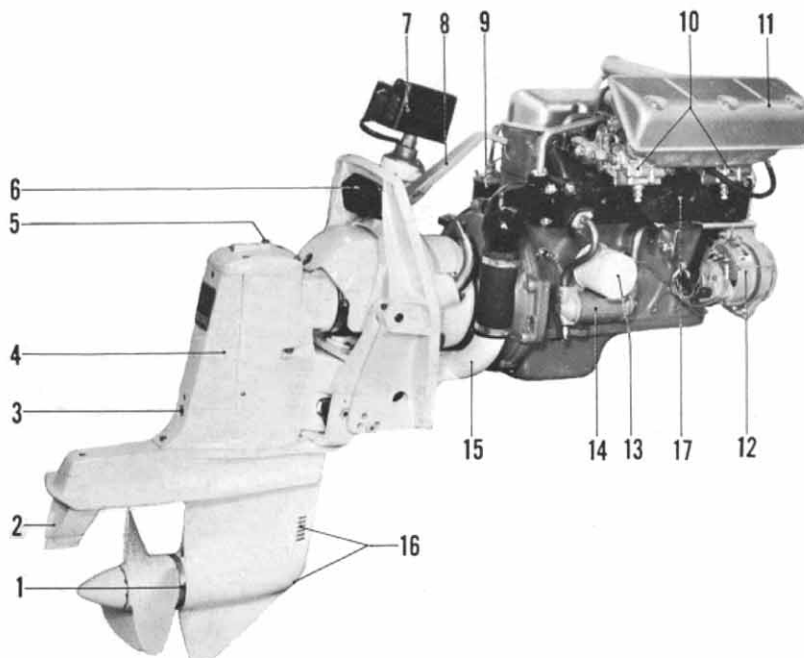
Volvo Penta four-cylinder, four-stroke marine engine
with model 250 outboard drive

130 h.p.



AQUAMATIC 130/250

1. Anti-corrosion zinc ring
2. Exhaust outlet and trimming tab
3. Oil filler
4. Casing over control units
5. Oil dipstick
6. Rubber damper for drive tip-up
7. Electro-mechanical lift
8. Steering rod with connection for steering system
9. Ignition coil
10. Carburetors (two Zenith Stromberg)
11. Air intake silencer and flame arresters
12. Alternator, 12 V, 38 Amp.
13. Spin-on full-flow oil filter
14. Cleanable oil cooler of tubular type
15. Exhaust pipe
16. Cooling water intake
17. Water cooled exhaust manifold



THE AQUAMATIC MODEL 250 OUTBOARD DRIVE

The model 250 outboard drive embodies all the experience acquired by Volvo Penta as a pioneer in this field. The 250 drive is completely built for salt water operation and has many characteristics which are unique to Volvo Penta. The advanced design with all the control units built in provides smooth and easily cleaned surfaces. The robust construction of the drive provides full security against extensive damage resulting from unexpected and fast tilting up of the drive, caused for example by contact with underwater obstacles. The design of the retaining pawl mechanism also permits fast reversing manoeuvres at speeds up to the planning speed of the boat without the drive "kicking up".

The quiet-acting "Silent Shift" cone clutch is easy to operate. It is located above the water, in the upper gear housing. This enables the lower gear housing to be more compact and gives both the upper gears and propeller gears extremely strong dimensions. Because of this advantage and scientific tests in our test tanks the underwater part of the drive has been designed to produce minimal water resistance and freedom from cavitation.

DATA

Type of operation: Four-stroke carburetor engine with overhead valves
 Type designation^{x)} AQ130A/250D
 Max. output (SAE)^{x)} 130 h.p.
 Max. operating speed, r.p.m. 5100
 Number of cylinders 4 in line
 Capacity, litres (cu.in.) 1.986(121)
 Bore/stroke, mm(in.) 88.9/80(3.50/3.15)
 Compression ratio^{x)} 9.5:1
 Outboard drive, type designation/ratio 250D/2.15:1
 Total weight, kg(lb.), approx 230(510)

^{x)} Marketed in countries where there is only low octane premium fuel with type designation AQ 130B, output 115 h.p., compr. ratio 8.4:1

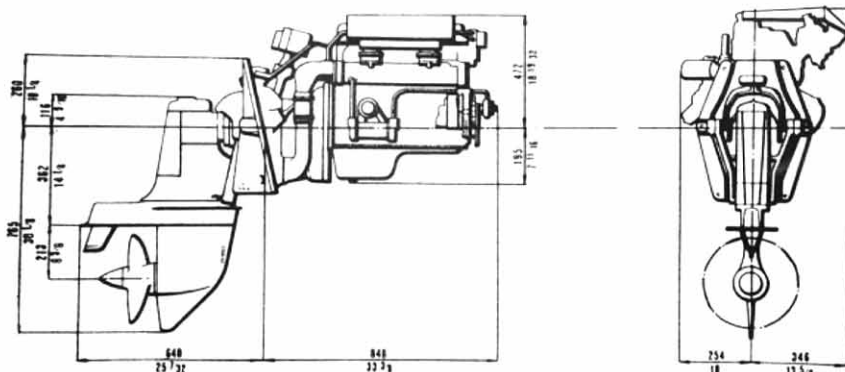


Standard equipment includes: Instrument panel with electric revolution counter, electric temperature gauge, warning lamps for charging and oil pressure.

All the electric cables are collected into one single harness between the engine and the instrument panel with a connector about 1.5 m (5 ft.) from the engine. This facilitates installation considerably.

We reserve the right to carry out modifications

DIMENSION DRAWING



AB VOLVO PENTA

Box 392, 401 26 Göteborg 1, Sweden
 Telephone 23 54 60
 Cables: Penta
 Telex 207 55