



AQ 225 B/ 280



V-8, 4-stroke carburetor engine with model 280B outboard drive

STANDARD EQUIPMENT

ENGINE BODY — Cylinder block and heads made of special cast iron. Light-alloy pistons with 2 compression rings and one oil scraper ring. Crankshaft journaled in 5 bearings. Overhead valves with hydraulic valve lifters and self-rotating exhaust valves. A tool kit for minor adjustment is supplied.

FUEL SYSTEM — Four-barrel carburetor with automatic choke (6). Fuel pump (8) driven from camshaft.

COOLING SYSTEM — Thermostat-controlled sea-water cooling system. Sea-water pump (3) with neoprene rubber impeller and circulation pump for effective cooling.

LUBRICATING SYSTEM — Pressure-lubricating system with full-flow lubricating oil filter of the spin-on type (12). Sealed crankcase ventilation.

INTAKE SYSTEM — Flame arrester of approved type with connection for crankcase ventilation (7).

EXHAUST SYSTEM — Sea-water cooled exhaust manifolds made of cast iron with built-in effective exhaust risers for low engine installation without risk of water entering the exhaust manifolds (5). Complete exhaust line for connection to drive.

ELECTRICAL SYSTEM — Corrosionproof 12 V electrical system, with complete instrument panel (see reverse side). Main fusing mounted on engine with built-in spare fuses. Brushless alternator with built-in transistor regulator, 35 A, 420 W (11). Starter motor output 960 W (1.3 h.p.) (13).

FRONT ENGINE MOUNTING — Adjustable front rubber mounting (9).

OUTBOARD DRIVE — Complete with mounting collar, rubber-suspended flywheel casing and installation parts. All gears are of the helical spur type, designed for continuous operation in either direction of rotation.

Cone clutch (patented) of Silent Shift type makes for reliable operation and quiet engagement with small manoeuvring forces.

The drive can be tilted up 60°.

The shift mechanism has an easily adjustable link rod for altering the propeller direction of rotation from left-hand to right-hand.



Steering arm (2) with connecting for steering cable.

Protection ring of zinc which prevents corrosion (1).

Cooling water intake at front and bottom of drive ensure cooling water supply to engine (10).

Reversing pawl (14) of patented design provides full security when reversing and prevents the drive from tilting up when quickly closing the throttle on forward. It also permits the drive to tilt up when striking underwater obstacles.

Electro-mechanical lift for tilting up the drive (4). The electrical system is fully embedded in plastic.



EXTRA EQUIPMENT

FUEL SYSTEM

Water-separating filter with or without flexible hoses.
Fuel line kit with copper piping and installation parts.
Electrically operated fuel pump

COOLING SYSTEM

Extra cooling water intake for fitting on transom.

ELECTRICAL SYSTEM AND INSTRUMENT

Charging distributor for charging 2-battery system
Electric-hourmeter
Master switch
Cable harness extension
Instrument panel for extra instruments
Automatic alarm for oil pressure and water temperature

OUTBOARD DRIVE

Extensions for outboard drive

BOAT ACCESSORIES

Electrically operated bilge pump
Original paint
Oils
Electro-mechanical trim tabs


CONTROLS AND CONTROL SYSTEM

VP single-control lever for both speed and forward-reverse operation, top-mounted or side-mounted. Single or twin installation.
Neutral-position switch — automatic safety interlock for VP-controls
Dual station control unit
Push-pull controls
Control cables
Steering gears
Steering wheels
Steering cables
Ball joint for steering cable
Tie-bar kit for twin installation

AQUAMATIC PROPELLERS

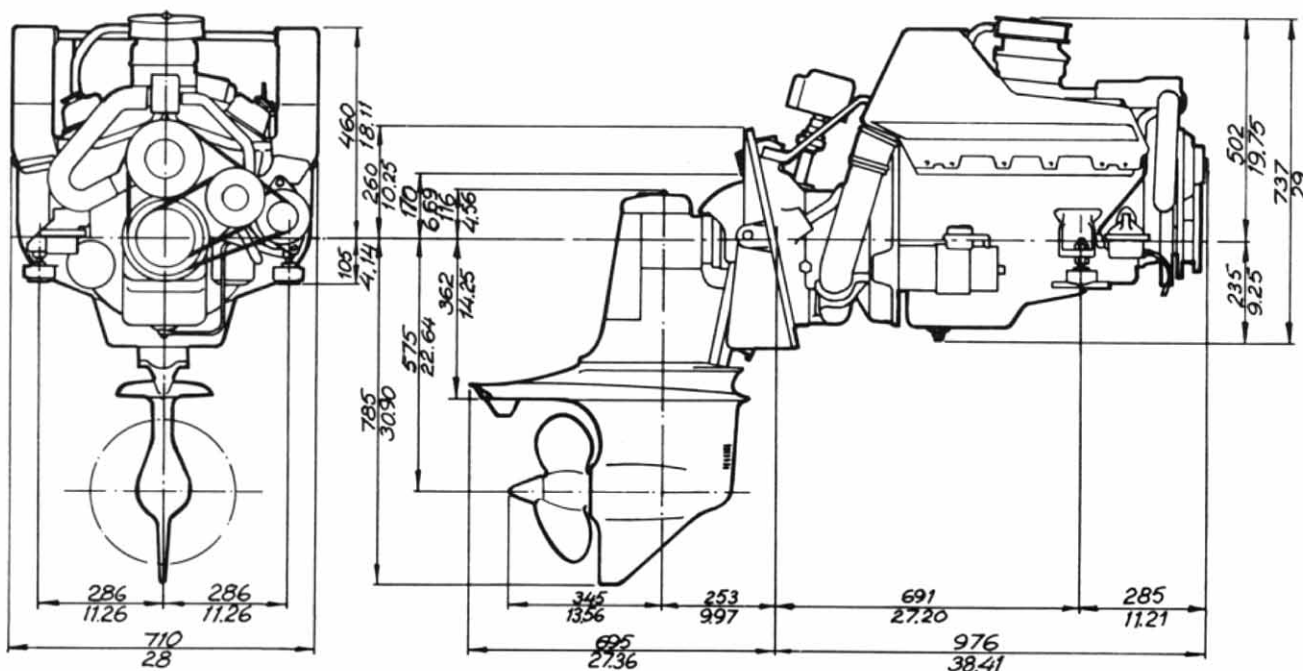
DATA

Type of operation	4-stroke carburetor engine with overhead valves
Designation	AQ225B/280B
Max. operating speed, r/s (rpm)	73.3 (4400)
Number of cylinders	V8
Capacity, dm ³ (in ³)	5.032 (307)
Bore/Stroke, mm (in)	98.4/82.4 (3.88/3.24)
Compression ratio	8.2:1
Carburetor	One 4-port with aut. choke
Fuel quality	min. 92 octane
Outboard drive, type design. and red.	280B/1.61:1
Total weight, kg (lb), approx.	420 (925)



Instrument panel, which is included in standard equipment, is provided with key switch, rev counter, temperature gauge, warning lamps for battery charging and oil pressure, switch for instrument lighting and one extra switch. Cable harness, 7 m (23 ft.) in length, with plug-in contact.
Separately installed operating switch and control light for drive lift as well as a 7 m (23 ft.) long electric cable harness with plug-in contact is supplied.

DIMENSION DRAWING



AB VOLVO PENTA

Box 392, S-401 26 Gothenburg 1, Sweden
Telephone: 031/23 54 60
Telegrams: Penta
Telex: 207 55

We reserve the right to carry out modifications

