

## AQ 280A/280



V-8, 4-stroke carburetor engine with model 280B outboard drive

### STANDARD EQUIPMENT

**ENGINE BODY** — Cylinder block and heads made of special cast iron. Light-alloy pistons with 2 compression rings and one oil scraper ring. Crankshaft journalled in 5 bearings. Overhead valves with hydraulic valve lifters and self-rotating exhaust valves.

**FUEL SYSTEM** — Four-barrel carburetor with automatic choke. Fuel pump (8) driven from camshaft. Fuel filter (7).

**COOLING SYSTEM** — Thermostat-controlled seawater cooling system. Sea-water pump (3) with neoprene rubber impeller and circulation pump for effective cooling.

**LUBRICATING SYSTEM** — Pressure-lubricating system with oil cooler and full-flow lubricating oil filter of the spin-on type (12). Sealed crankcase ventilation.

**INTAKE SYSTEM** — Flame arrester of U.S.C.G. approved type.

**EXHAUST SYSTEM** — Sea-water cooled exhaust manifolds made of cast iron with high risers (5). Complete exhaust line for connection to the outboard drive.

**ELECTRICAL SYSTEM** — Corrosionsproof 12 V electrical system. Pre-wired eleven way standard plug fastened to the engine. Operating switch and control light for power lift complete with 7 m (23 ft) cable harness with plug-in contact. Automatic fuse of the reset type. UL-listed alternator with built-on transistorized regulator, 35 A, 450 W (11). Starter motor output 960 W (1.3 h.p.) (13). Engine speed limiter.

**FRONT ENGINE MOUNTING** — Adjustable front rubber mounting (9).

**OUTBOARD DRIVE** — Complete with mounting collar, rubber-suspended flywheel housing and installation parts. All gears are of the helical cut bevel type, designed for continuous operation in either direction of rotation.


Cone clutch (patented) of Silent Shift type provides reliable operation and quiet engagement with small manoeuvring forces.

The drive can be tilted up 60°.


The shift mechanism has an easily adjustable link rod for altering the propeller direction of rotation from left-hand to right-hand.

Attachment for steering cable and steering arm with reduction mounted on the collar (2). Two

Standard version



"Power Trim" version



self sacrificing zinc anodes protects the outboard drive against corrosion (1). Cooling water intake at front and bottom of drive for cooling water supply to engine (10).

Reversing pawl (14) of patented design permits the drive to kick up when striking underwater objects. Yet holding the drive in downward position when going in reverse or pulling back the throttle rapidly in forward motion.

**Standard version** with electro-mechanical power tilt (4).

**"Power Trim" version** with electrical motor driven hydraulic system for trimming the drive angle during operation (6).

## EXTRA EQUIPMENT

### FUEL SYSTEM

Water-separating filter with or without flexible hoses.  
Fuel line kit with copper piping and installation parts.  
Electrical operated fuel pump.

### ELECTRICAL SYSTEM AND INSTRUMENT

Electric-hourmeter  
Master switch  
Cable harness extension

### OUTBOARD DRIVE

Extensions for outboard drive

### BOAT ACCESSORIES

Electrically operated bilge pump  
Original paint  
Oils  
Electro-mechanical trim tabs

### CONTROLS AND CONTROL SYSTEM

VP single-control lever for both speed and forward-reverse operation, top-mounted or side-mounted. Single or twin installation.

Safety switch  
Control cables  
Steering gears  
Steering wheel  
Steering cables  
Ball joint for steering cable  
Tie-bar kit for twin installation  
Clamp block for steering cable.  
Support tube for steering cable.  
Bracket for steering cable compl.  
Hydraulic steering system.  
Dual station control unit

### AQUAMATIC PROPELLERS

## DATA

Type of operation . 4-stroke carburetor engine. Hydraulic lifters, overhead valves

Designation . . . . . AQ280A/280B

Max. output<sup>1)</sup> . . . . . 280 hp (203 kW)

Recommended full throttle . . . . . 4700–5200 r/min (78.3–86.7 r/s)

Number of cylinders . . . . . V8

Capacity . . . . . 5.735 dm<sup>3</sup> (350 in<sup>3</sup>)

Bore/Stroke . . . . . 101.6/88.4 mm (4/3.48 in)

Compression ratio . . . . . 9.0:1

Carburetor . . . . . One 4-barrel with electrical aut. choke

Fuel quality . . . . . Non leaded or leaded fuel min. 91 octane

Outboard drive, type design. and red. . . . . 280B/1.61:1

Total weight, approx. standard. . . . . 410 kg (904 lb)

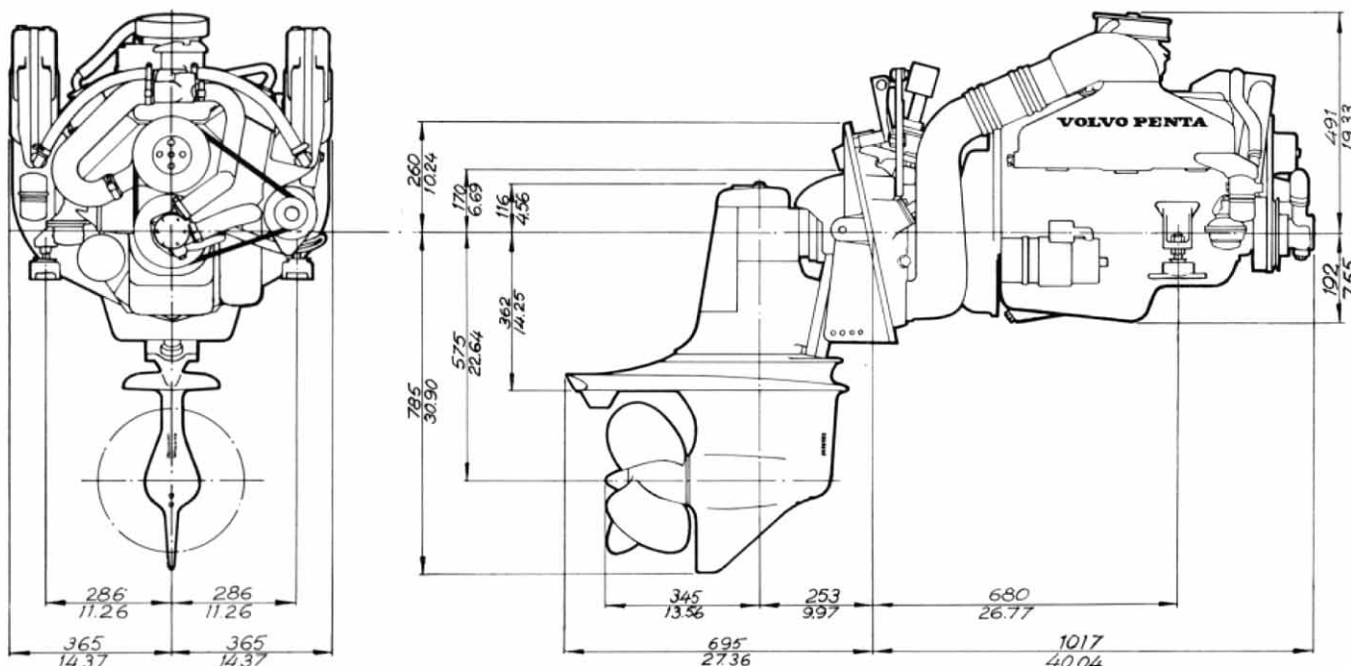
Total weight, approx. "Power Trim" version. . . . . 435 kg (959 lb)

<sup>1)</sup> Max. flywheel output acc. to DIN 6270 Leistung B and SAE J245.



Instrument panel, is provided with key switch, rev counter, temperature gauge, oil pressure gauge. Voltmeter and switch for instrument lighting.

## DIMENSION DRAWING



## VOLVO PENTA

S-405 08 Göteborg, Sweden

Telephone: 031/23 54 60

Cables: Penta Göteborg

Telex: 207 55 PENTA S